

Norton Senior Center

Market Assessment, Survey Results & Proposed Design

Bargmann Hendrie + Archetype, Inc.
March 20, 2019



**NORTON
SENIOR CENTER**

**NORTON SENIOR CENTER
FUEL ASST
MEDICARE HELP!
NORTON ROAD SHOW
FEB 25
55 WEST MAIN STREET**

Table E – 2018 Primary Service Area Age Distribution

(ESRI estimates)

Ages	Population	% of Total	Nat. Population	Difference
0-5	928	4.6%	6.0%	-1.4%
5-17	3,059	15.3%	16.3%	-1.0%
18-24	2,865	14.3%	9.7%	+4.6%
25-44	4,411	22.0%	26.4%	-4.4%
45-54	2,990	14.9%	12.8%	+2.1%
55-64	2,841	14.2%	13.0%	+1.2%
65-74	1,875	9.4%	9.4%	+0.0%
75+	1,130	5.7%	6.5%	-0.8%

Chart E – 2018 Primary Service Area Age Group Distribution

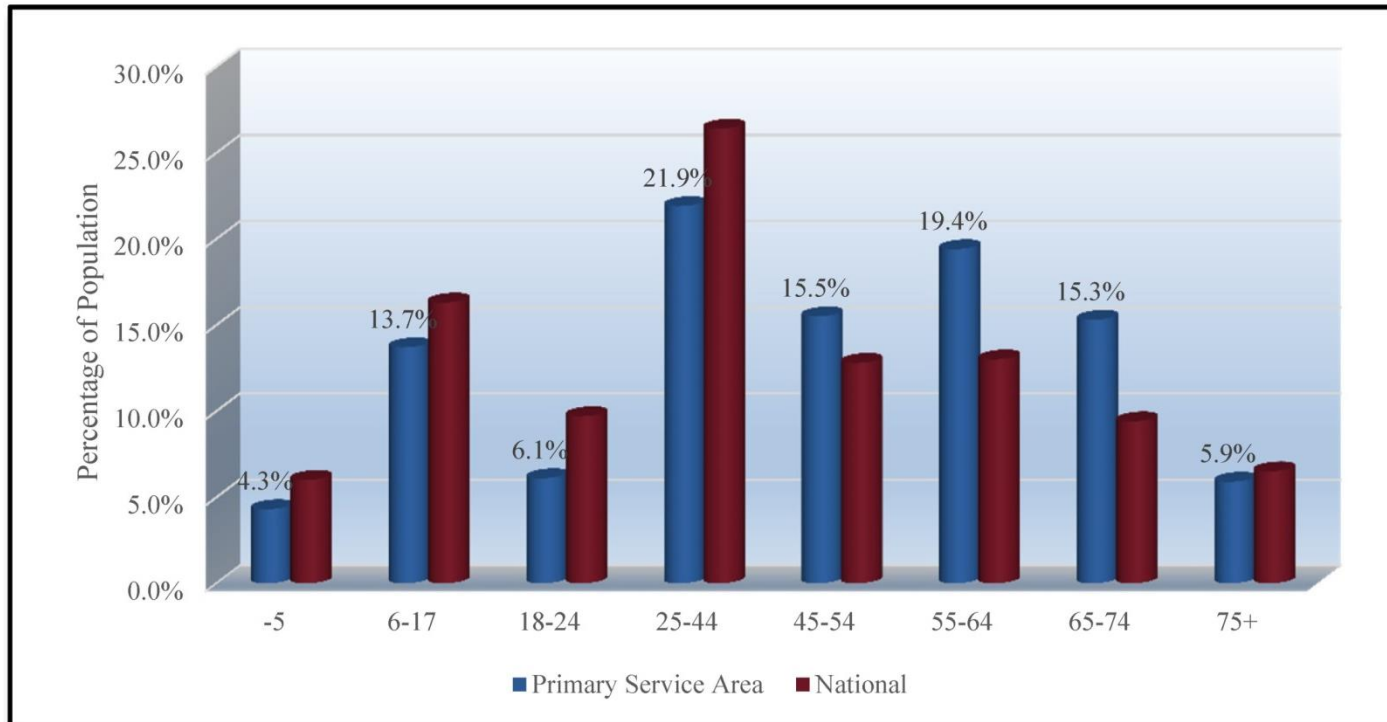
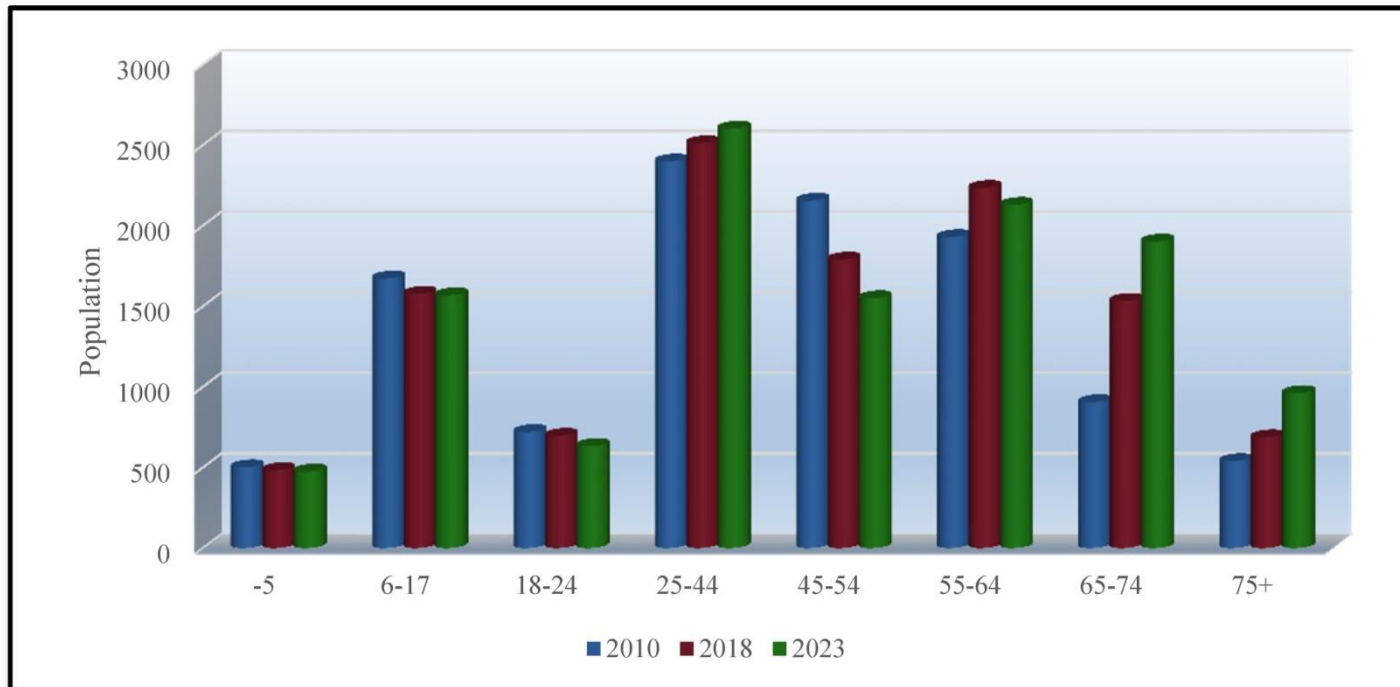


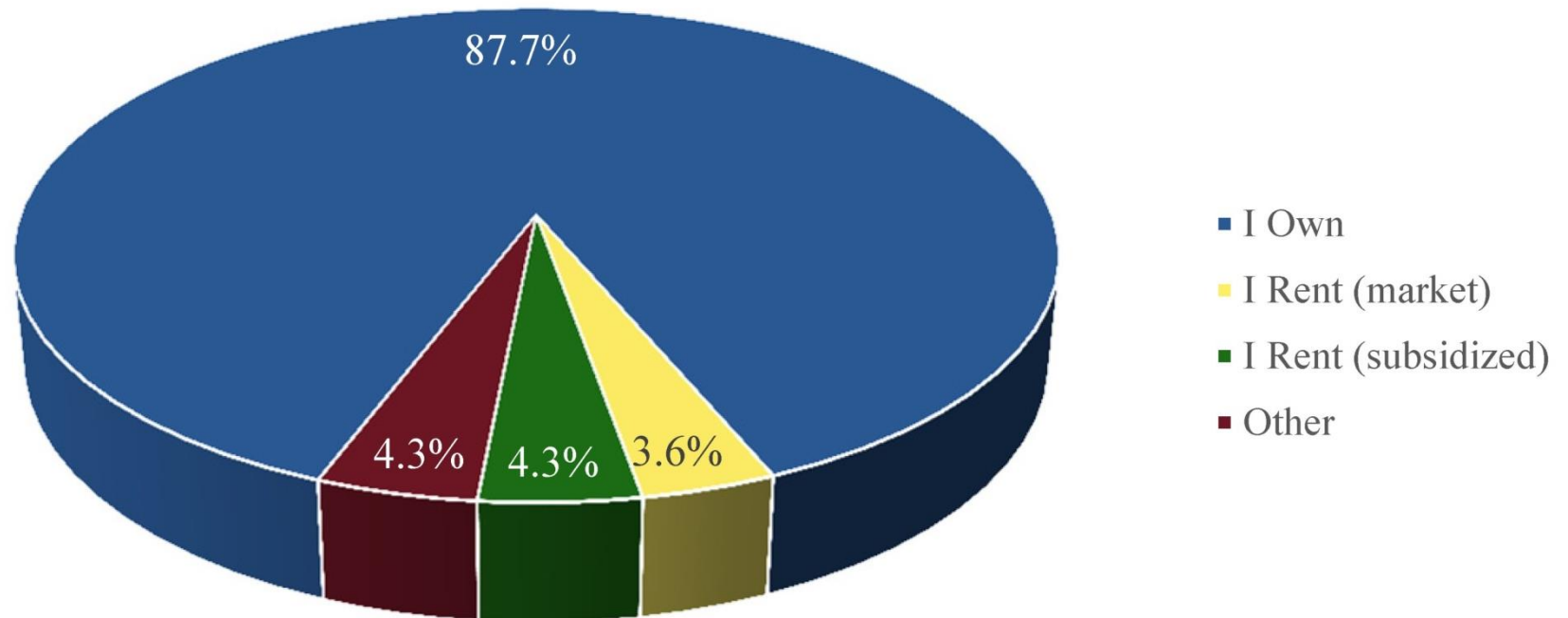
Table F – 2018 Primary Service Area Population Estimates

(U.S. Census Information and ESRI)

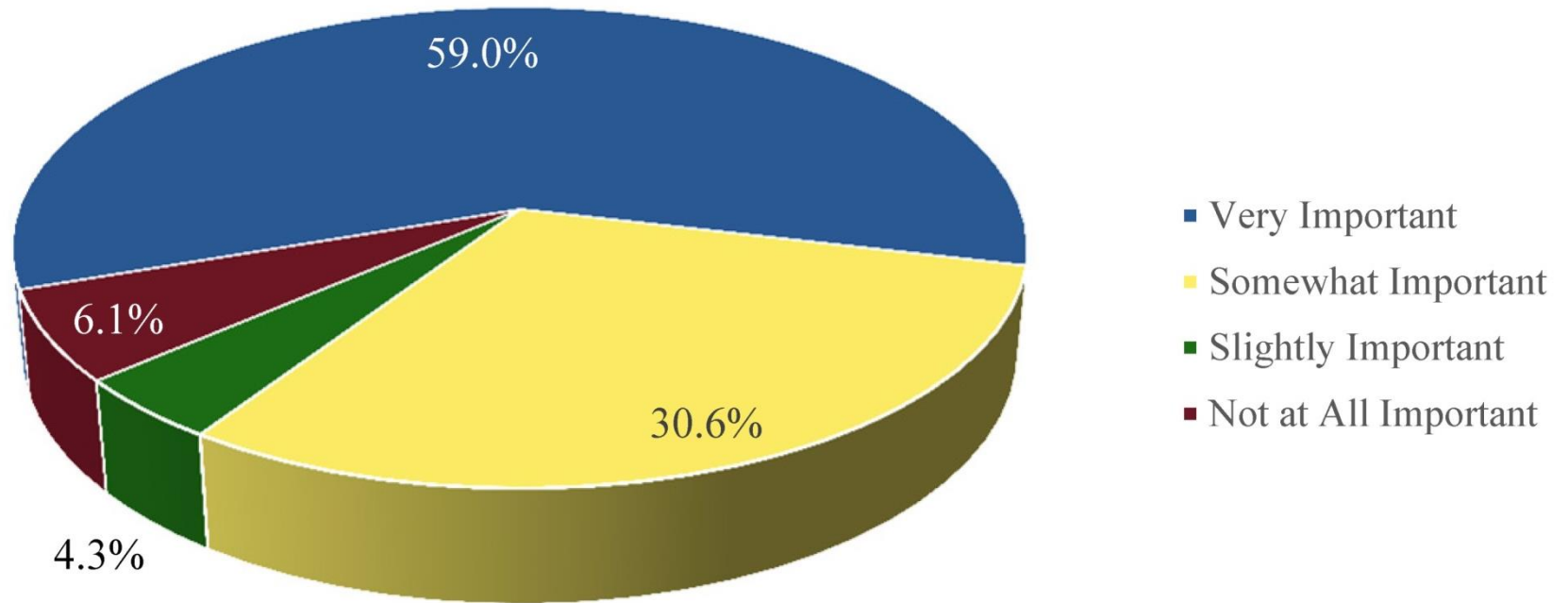
Ages	2010 Census	2018 Projection	2023 Projection	Percent Change	Percent Change Nat'l
-5	983	928	938	-4.6%	+2.5%
5-17	3,402	3,059	2,938	-13.6%	+0.9%
18-24	2,663	2,865	2,663	+0.0%	+0.7%
25-44	4,476	4,411	4,854	+8.4%	+12.5%
45-54	3,251	2,990	2,628	-19.2%	-9.5%
55-64	2,229	2,841	2,934	+31.6%	+17.2%
65-74	1,213	1,875	2,244	+85.0%	+65.8%
75+	814	1,130	1,475	+81.2%	+40.2%

Chart F – Primary Service Area Population Growth

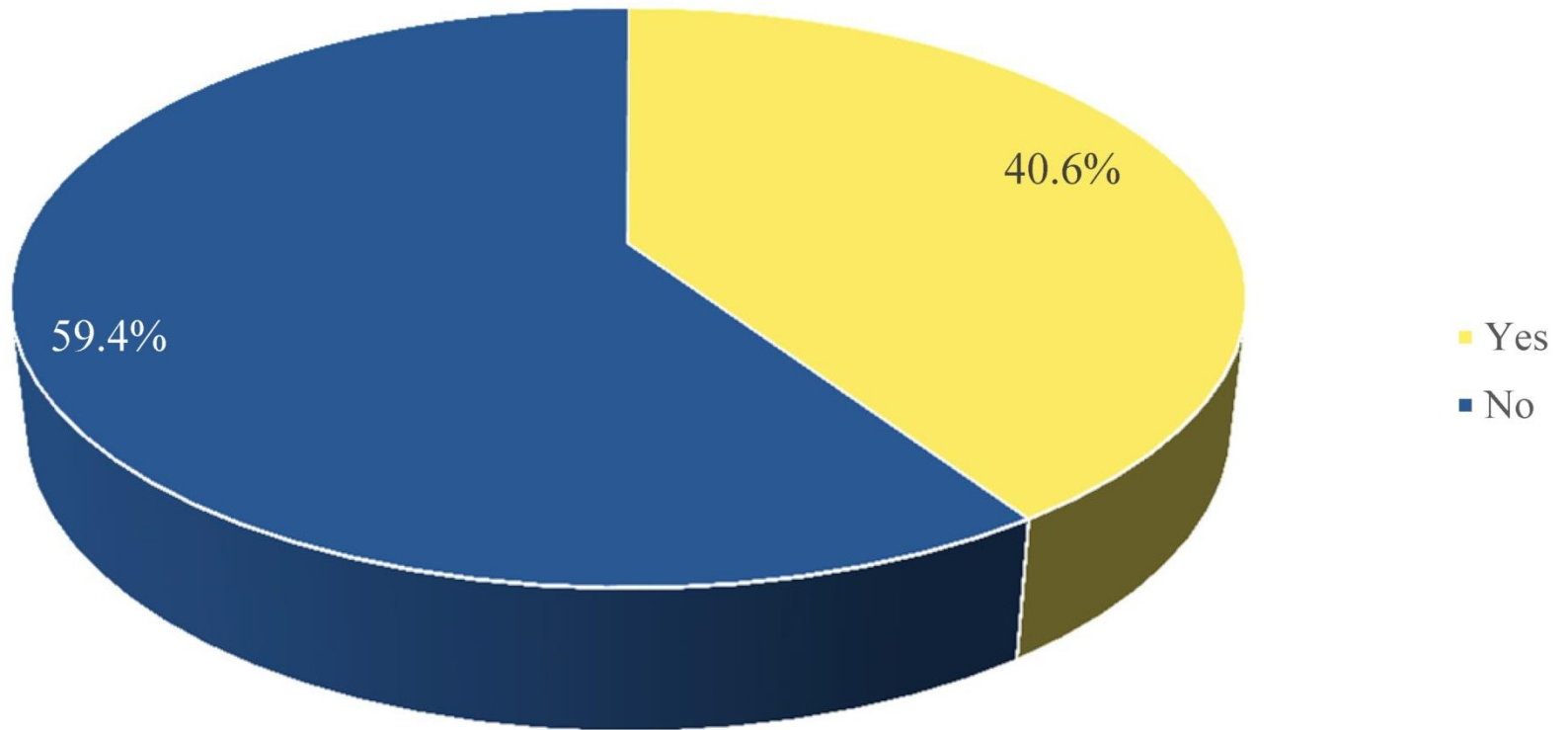
Question #5 – Do you rent or own your current place of residence?



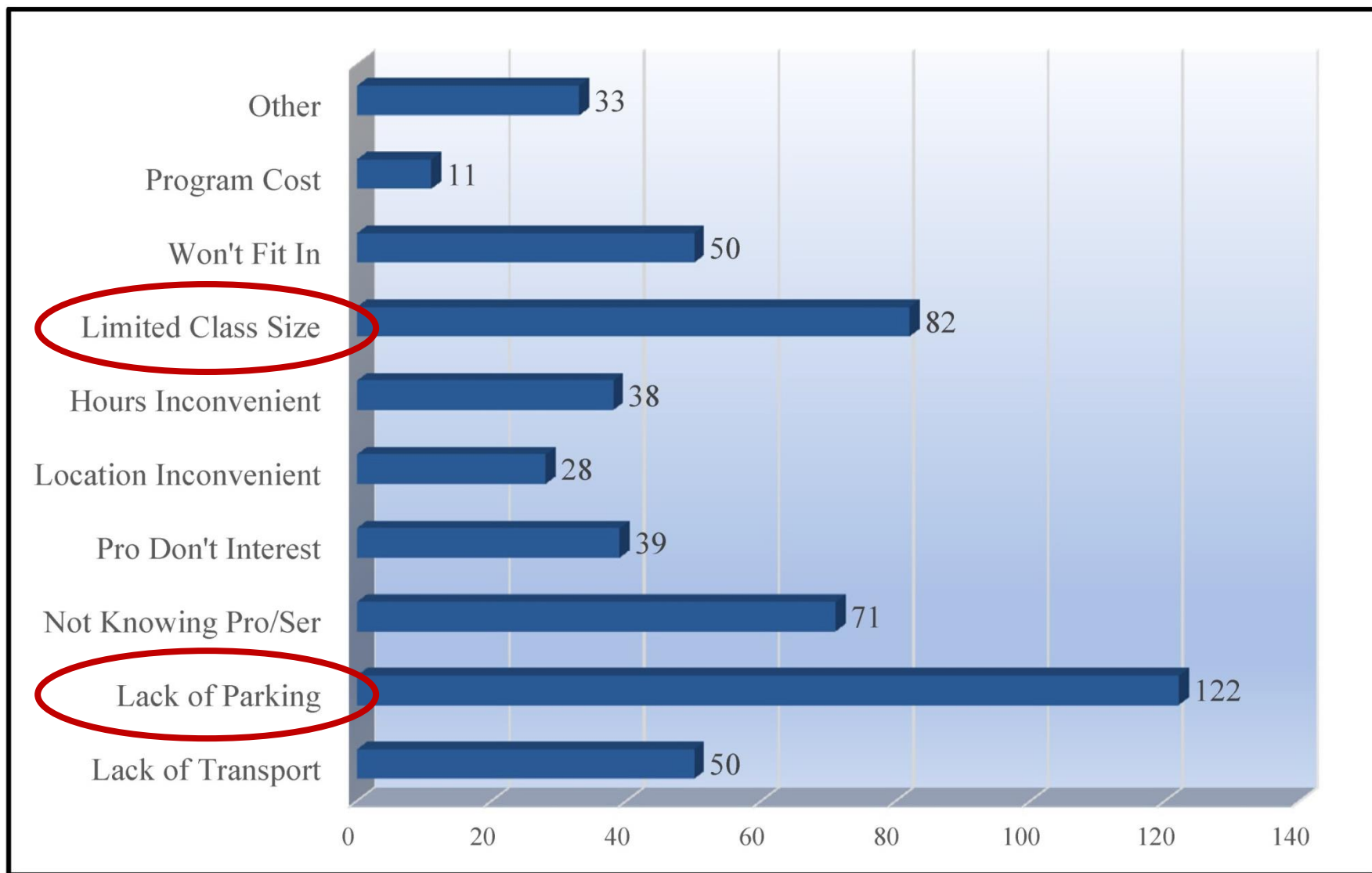
Question #2 – How important is it to you to remain living in Norton?



Question #15 – Do you currently use programs or services offered by the Council on Aging/Norton Senior Center?



Question #16 – Below is a list of problems one could encounter when accessing the Norton Senior Center or its programs. Which of these problems have you or someone you know experienced? (check all that apply)



Question #21 – In order to continue offering programs, and expand those programs, the Council on Aging/Norton Community Senior Center may need to invest in a new facility(s). Please rate how important each facility component is to you and/or your family?

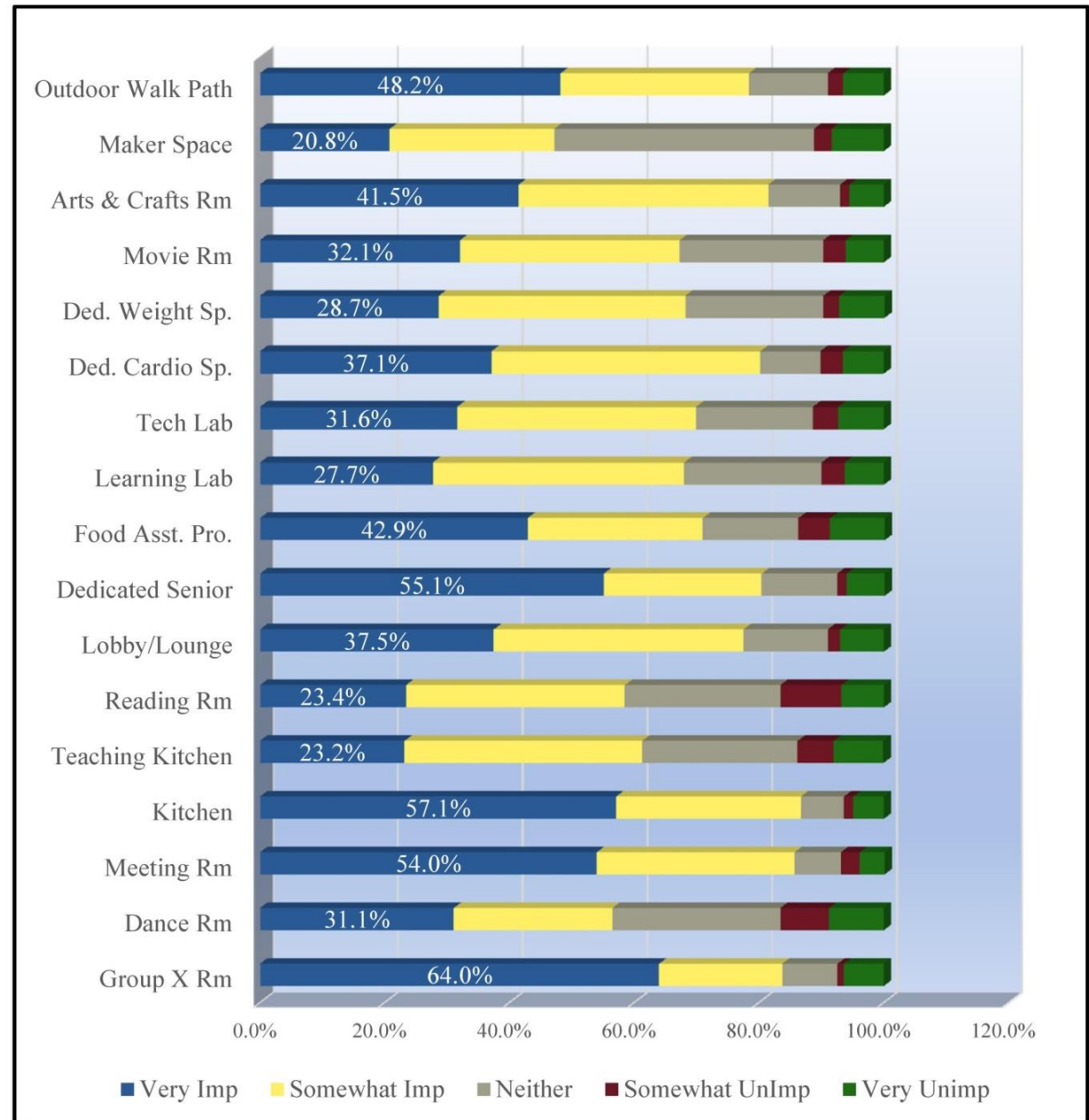
Most Highly Desired

Group Exercise

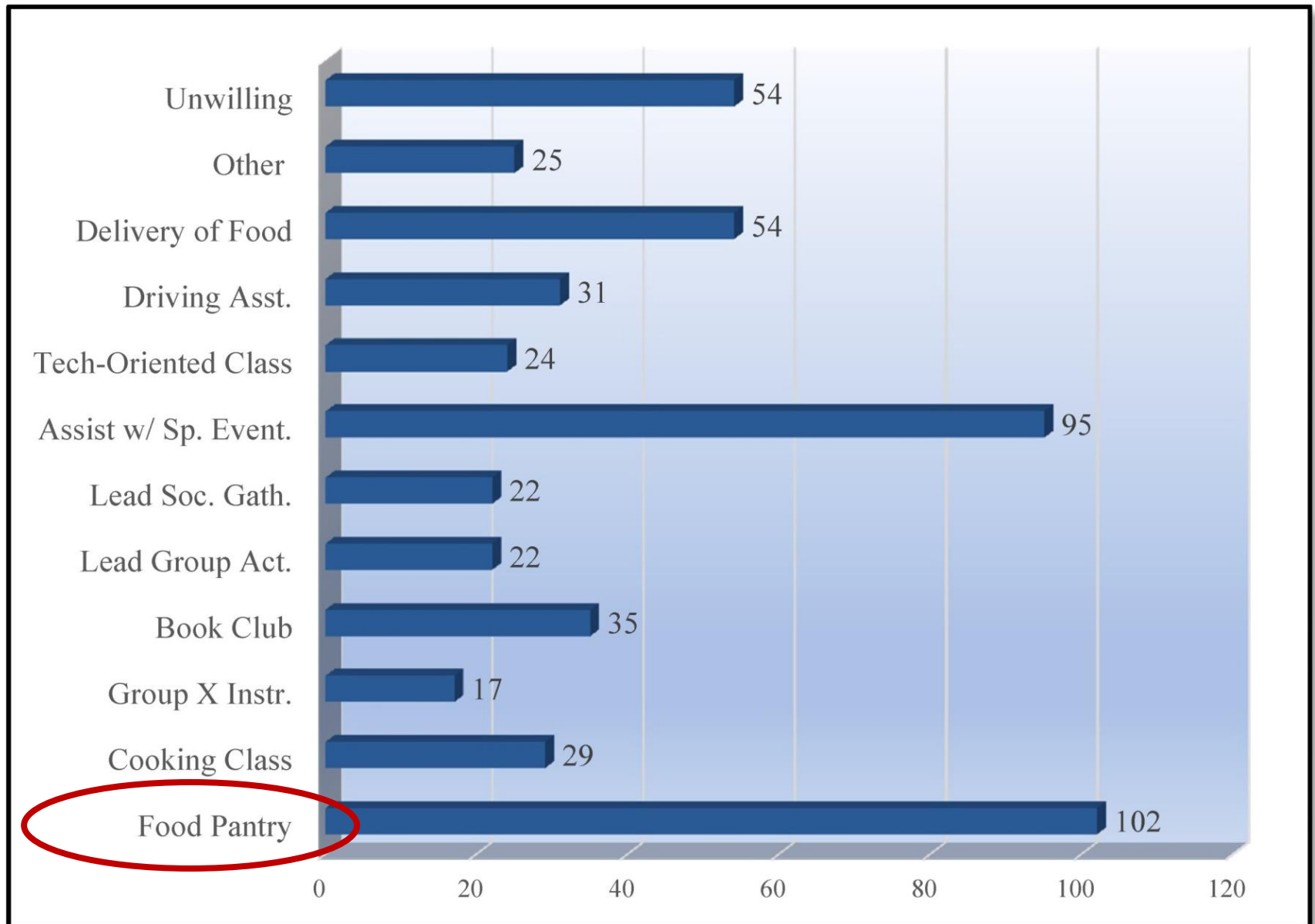
Kitchen

Meeting Room

Outdoor Path



Question #28 – Please identify activities from the list below that you may consider volunteering for.



Program Foundation Blocks



Volunteering

Assistance encompassing food, nutrition, recreation, culture, transportation & social service becomes a “feeder system” for CoA.



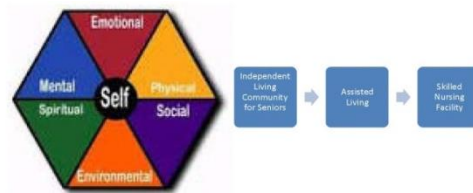
Lifelong Learning & the Arts

Focus on intellectual stimulation, learning, personal growth and enhanced quality of life



Wellness Center

Focus on healthy aging (physical & health care)



Information Dissemination

Information, services and service delivery to help residents remain independent; SHINE, Taxes, Legal and the like.



Café

Casual drop-in for social interaction or informal “Café talks”

Final Building Program

1,838 sf	Existing Building
11,150 sf	Proposed Building
1,600 sf	Multi-Purpose Room
435 sf	Kitchen
800 sf	Wellness Room
1,760 sf	Flexible Program Space
850 sf	Activity Space
350 sf	Social Café
800 sf	Norton Food Pantry

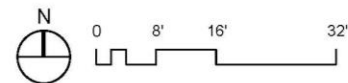
	Existing Building	"10,000" sf Building
Lobby/Reception		
Lobby / Reception & Information Area		520
Entry Vestibule (air lock)		100
Lobby Coat Room		50
Café, Lounge, Social Area		300
Administrative Offices		
Reception Desk / Receptionist		250
Executive Director office	126	150
Administrative Assistant	73	
SHINE Office		150
Outreach Coordinator office (similar to social worker)	60	100
Transportation Coordinator workstation or office		100
Volunteer/Professional Office		100
Program Coordinator workstation		
Professional Office		
Health Office/Nurses		
Waiting Area for offices or nurse		
Staff storage/kitchenette		
Administrative Storage, Copy & Supplies		100
Program Spaces		
Library Reading & Lounge Area		
Conference Room		250
Multi-Purpose Room	725	1,500
Program Storage		100
Program Room: General		
Program Room: General		650
Program Room Storage		60
Program Room: Arts & Crafts, technology/maker space	259	750
		50
Wellness Center: Exercise Class Area		800
Exercise Storage		50
Activity Space		800
Storage	21	50
Food Service		
Kitchen	134	400
Dining Room		mpr
Pantry Storage		60
Walk in Cooler/Freezer		
Loading / Receiving / Storage		75
Restrooms		
Women's Restroom	47	200
Men's Restroom	47	200
Men's single user Restroom		60
Women's single user Restroom		60
Companion Restroom		70
Staff Restroom		
Support Spaces		
Mechanical / Electrical / Sprinkler	45	200
Medical & Health Equipment Storage		150
Custodian		70
Interior Furniture Storage		
Norton Food Pantry		
Pantry Room		590
Pantry Office		80
Cooler		70
Pantry Restroom		60
Total Net Area	1,537	9,325
Grossing Factor		1.20
Total Gross Area	1,838	11,150

Final Building Plan



Senior Center 10,300 GSF
Pantry 850 GSF

Total 11,150 GSF



NORTON COMMUNITY CENTER Floor Plan Option A

Food Pantry Side of Senior Center



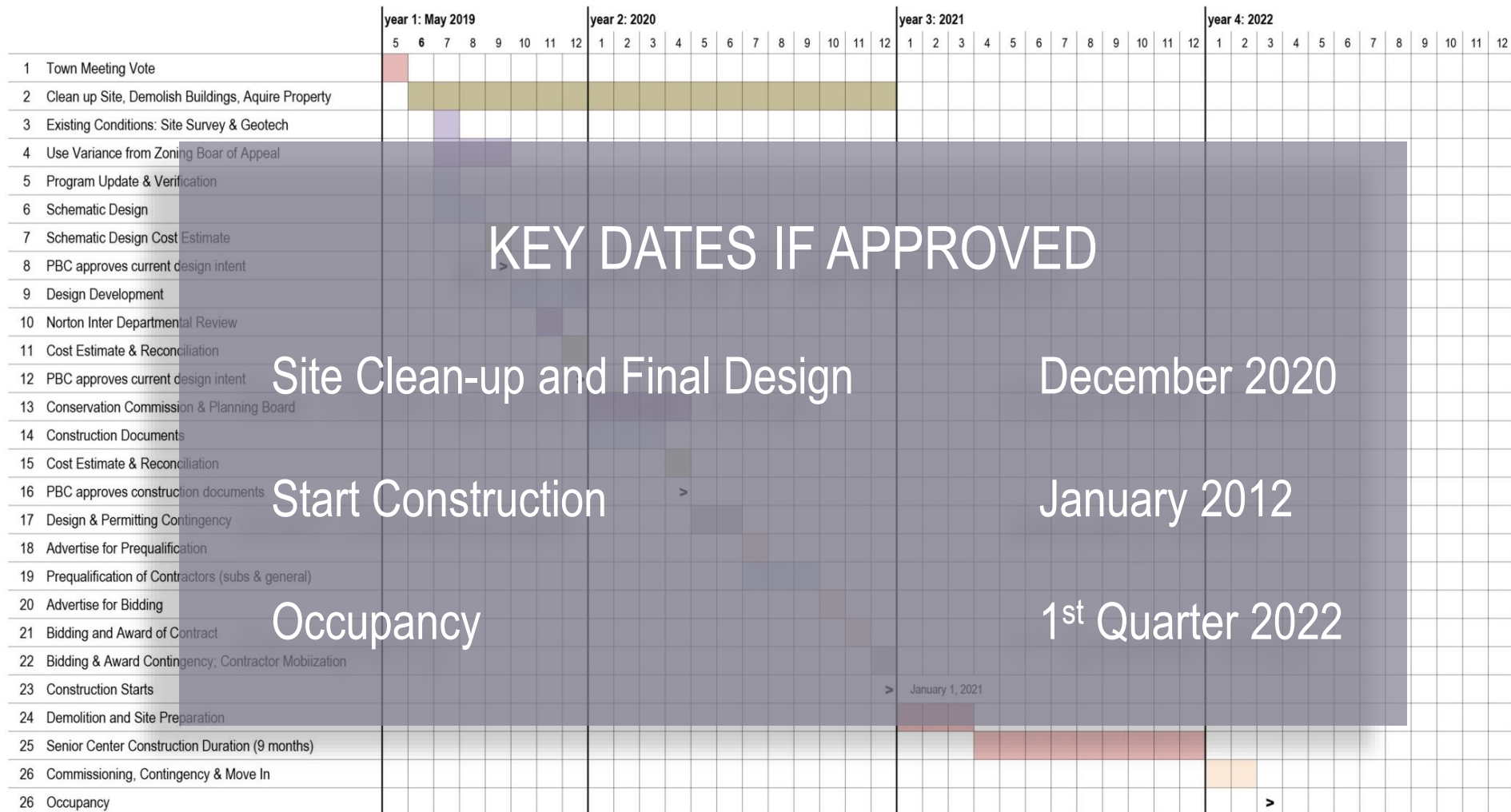
Town Hall Side of Senior Center



Site Plan



Projected Timeline



Questions
or
Comments