




MINUTES

TOWN OF NORTON



Board / Committee: NORTON MIDDLE SCHOOL SITE COUNCIL

Meeting Date: Thursday, April 26, 2018 Time: 3:45 PM

Meeting Location: Norton Middle School Administrative Conference Room

Members & Staff Present: Eileen Sejkora, Ron Goldstein, Jill Berkovitch-Blake, Erin Shea Vincent Hayward, Jen McPartland, Mary Murray

Members Not Present: _____

The meeting was called to order at 3:45 PM and adjourned at 5:00 PM.

Meeting Motions / Actions and Summary of Discussions:

Minutes from the January 18, 2018 meeting were reviewed and approved as written.

School Report: Mr. Goldstein talked about the upcoming Dinner Dance, Field Trips, Randy Pierce visit, Janet Applefield visit as well as Katie Greer. Lots going on at NMS.

- Lengthy discussion about logistics of NYC trip.
- Mr. Hayward and Mr. Goldstein will do a "dry run" to the city.
- Some students on waiting list as they didn't make payment deadlines.

School Improvement Plan

- Parent Survey will be repeated
- Discussion on school safety and updated cameras
- Discussion about Spirit Week.
- Discussion about recess and its benefits, possibly making it daily

Handbook Recommendations and Changes

- Handbook discussion about dress code and minor changes regarding consequences for disciplinary infractions.

List of Documents and Other Exhibits used at Meeting:

- Norton Middle School Family-School Relationships Survey- Winter 2018

Meeting was adjourned at 5:00 PM until the next meeting TBA at 3:45 PM at the Norton Middle School Administrative Conference Room.

Minutes approved by the Board or Committee on: 5/31/18

Chairman Signature:  Vincent Hayward



Norton Middle School

Family-School Relationships Survey
Winter 2018



Report created by
Panorama Education



Summary

Topic Description	Results	Comparison
Barriers to Engagement Factors that can create challenges for families to interact with or become involved with their child's school. Survey-takers responded to the question, "How big of a problem are the following issues for becoming involved with your child's current school?"	81%	82% Norton Public Schools
Family Engagement The degree to which families become involved with and interact with their child's school.	15%	20% Norton Public Schools
School Climate Perceptions of the overall social and learning climate of the school.	61%	67% Norton Public Schools
School Safety Perceptions of student physical and psychological safety at school.	79%	81% Norton Public Schools
144 responses		



Barriers to Engagement

Your average

81%

144 responses

District average: **82%** Norton Public Schools

How did people respond?

Q.1: Childcare needs?

Not a problem at all	71%		101
Small problem	15%		21
Medium problem	10%		14
Large problem	3%		4
Very large problem	2%		3

Favorable: **85%**

Q.2: Transportation-related challenges?

Not a problem at all	72%		104
Small problem	14%		20
Medium problem	10%		15
Large problem	3%		4
Very large problem	1%		1

Favorable: **86%**

Q.3: Concerns about getting to the school safely?

Not a problem at all	87%		125
Small problem	9%		13
Medium problem	4%		5
Large problem	1%		1
Very large problem	0%		0

Favorable: **96%**

Q.4: How busy your schedule is?

Not a problem at all	15%		22
Small problem	16%		23
Medium problem	23%		33
Large problem	24%		34
Very large problem	22%		31

Favorable: **31%**

Q.5: School staff seem too busy?

Not a problem at all	55%		79
Small problem	19%		27
Medium problem	20%		29
Large problem	4%		6
Very large problem	1%		2

Favorable: **74%**


Q.6: You feel unsure about how to communicate with the school?

Not a problem at all	71%		101
Small problem	14%		20
Medium problem	14%		20
Large problem	1%		1
Very large problem	1%		1

Favorable: **85%**




Q.7: The school provides little information about involvement opportunities?




Favorable: **72%**

Q.8: The school is not welcoming to parents?




Favorable: **87%**

Q.9: The school does not communicate well with people from your culture?




Favorable: **95%**

Q.10: You do not feel a sense of belonging with your child's school community?




Favorable: **89%**

Q.11: Negative memories of your own school experience?




Favorable: **95%**

Q.12: Your child does not want you to contact the school?



Favorable: **90%**

Q.13: You worry that adults at the school will treat your child differently if you raise a concern?



Favorable: **74%**



Family Engagement

Your average


15%

144 responses

District average: **20%** Norton Public Schools


How did people respond?

Q.1: How often do you meet in person with teachers at your child's school?




Favorable: **1%**

Q.2: How involved have you been with a parent group(s) at your child's school?




Favorable: **5%**

Q.3: In the past year, how often have you discussed your child's school with other parents from the school?



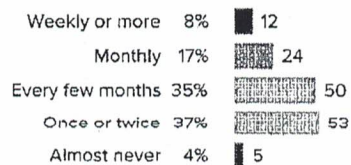
Favorable: **46%**

Q.4: In the past year, how often have you helped out at your child's school?




Favorable: **6%**

Q.5: In the past year, how often have you visited your child's school?



Favorable: **25%**

Q.6: How involved have you been in fundraising efforts at your child's school?



Favorable: **6%**



School Climate

Your average


61%

144 responses

District average: **67%** Norton Public Schools


How did people respond?

Q.1: To what extent do you think that children enjoy going to your child's school?




Favorable: **50%**

Q.2: How motivating are the classroom lessons at your child's school?




Favorable: **37%**

Q.3: How fair or unfair is the school's system of evaluating children?




Favorable: **67%**

Q.4: How much does the school value the diversity of children's backgrounds?




Favorable: **53%**

Q.5: How well do administrators at your child's school create a school environment that helps children learn?




Favorable: **70%**

Q.6: Overall, how much respect do you think the children at your child's school have for the staff?



Favorable: **81%**

Q.7: Overall, how much respect do you think the teachers at your child's school have for the children?





School Safety

Your average


79%

144 responses

District average: **81%** Norton Public Schools


How did people respond?

Q.1: How often do you worry about violence at your child's school?




Favorable: **72%**

Q.2: If a student is bullied at your child's school, how difficult is it for him/her to get help from an adult?




Favorable: **79%**

Q.3: How likely is it that someone from your child's school will bully him/her online?




Favorable: **52%**

Q.4: Overall, how unsafe does your child feel at school?



Favorable: **94%**

Q.5: To what extent are drugs a problem at your child's school?



Favorable: **96%**